

# ESCWG Type C training

This page is presented by *Shelter Centre*, the Emergency Shelter Cluster partner leading the development and delivery of technical specialists training for the Cluster. This page is not part of the website of the *Emergency Shelter Cluster*, which can be found at the website of UN/OCHA that presents the *Humanitarian Reform* process.

## Purpose of this website

This page presents training workshop material:

- as initially finalised by Shelter Centre at the end of the review period of the Emergency Shelter Cluster Training Sub-Working Group (ESCTSWG) ([version 1.0](#))
- as delivered 28th – 30th May 2007 in Geneva, incorporating last-minute changes made in response to feedback from participants, elicited through the daily monitoring exercise ([version 2.0](#))
- [to be finalised and uploaded following review and approval by the ESC and ESCTSWG] as finalised by the cluster in their review of the training ([version 3.0](#))



The training workshop materials comprised:

- a Participants' Manual
- session handouts
- exercise handouts
- a CD-ROM containing all of these materials (Version 1.0)

The exercise materials were changed during the course of the workshop in response to feedback from participants, however as they were specific to the workshop held, these changes have not been incorporated into Version 2.0.

## Context

A pilot training workshop for ESC technical specialists was held on 28th – 30th May 2007 in Geneva.

There were approximately 25 participants for the training workshop, representing the cluster and cluster co-leads UNHCR and IFRC. UNHCR and IFRC agreed to each send 1/3 of the participants, with the remaining 1/3 being made up from the NGO community.

Consistent with the concept note circulated by the ESC working group, the main objectives of the workshop were to provide technical specialists with, in the context of natural disaster and conflict, a deeper understanding and appreciation of:

- emergency shelter approaches
- emergency shelter techniques
- emergency shelter standards
- the role of technical specialists in strategic development
- assessment, monitoring and evaluation techniques for affected and host populations, pertaining to building damage, resources, and risk management
- implementation steps for transitional settlement and reconstruction programmes
- construction techniques.

Some sessions were undertaken by collaborating organisations. Shelter Centre supplied these organisations with draft session materials which were then reviewed and completed.

## ▲ Training Material as prepared prior to delivery (version 1.0)

Attached below is a copy of the Participants' Manual which was distributed in hardcopy to the participants of the Pilot Training Workshop. It contains participant notes for each of the sessions which follow.



[ESC Technical Specialists Pilot Workshop participants manual.pdf\(1947 KB\)](#)

This zip file contains a copy of all the files which were distributed on the CD-ROM.



[CD-ROMPrior.zip\(13 MB\)](#)

This section links the powerpoint files, from each session title in its place in the three day schedule.

	Day 1	Day 2	Day 3
09:00 – 09:15	Participant introductions		
09:15 – 09:25	Course introduction		
09:25 – 09:35	Cluster introduction	Introduction to the day	Introduction to the day
<b>Daily theme</b>	<b>Programmes</b>	<b>Displaced populations</b>	<b>Non-displaced populations</b>
09:35 – 09:45	The role of the technical specialist	Contributing to a shelter and settlement strategy	Contributing to a shelter and reconstruction strategy
09:45 – 10:00	Personal experience session	Personal experience session	Personal experience session
10:00 – 10:30	Developing a strategy	Assessment, monitoring and evaluation	Assessment, monitoring and evaluation
10:30 – 11:00	Using standards and principles	Transit and influx management	Shelter and reconstruction options
<b>11:00 – 11:15</b>	<b>Coffee break</b>		
11:15 – 11:45	Risk Management	Shelter and settlement options	Resource management
11:45 – 12:15	Participation	Beneficiary identification and land use	Beneficiary identification and land use
12:15 – 12:30	Personal experience session	Personal experience session	Personal experience session
12:30 – 13:00	Climatic design	Implementing a shelter and settlement strategy	Implementing a shelter and reconstruction strategy
<b>13:00 – 14:00</b>	<b>Lunch</b>		
14:00 – 14:30	Seasons, capacities and funding	Camp planning	Construction principles
14:30 – 14:45	Personal experience session	Personal experience session	Personal experience session
14:45 – 16:15	Exercise	Exercise	Exercise
<b>16:15 – 16:30</b>	<b>Coffee Break</b>		
16:30 – 17:00	Exercise presentations	Exercise presentations	Exercise presentations
17:00 – 18:00	Lessons learnt over the day and feedback	Lessons learnt over the day and feedback	Lessons learnt over the day and feedback
<b>18:00</b>	<b>Close</b>		

### ^ Training Material as delivered on May 28<sup>th</sup> - 30<sup>th</sup> 2007 (version 2.0)

Attached below is a copy of the Participants' Manual which was distributed in hardcopy to the participants of the Pilot Training Workshop. It contains participant notes for each session over the three days.






[ESC Technical Specialists Pilot Workshop participants manual.pdf\(1947 KB\)](#)

This zip file has been prepared especially. It retains the structure of the original CD-ROM, but the powerpoint files on it have been updated to reflect the training as it was delivered i.e. after last minute adjustments.





[CD-ROMasDelivered.zip\(16 MB\)](#)




Here are the handouts used for three of the sessions:

-  [handoutD1Standards.doc\(115 KB\)](#)
-  [handoutD2Transit.doc\(198 KB\)](#)
-  [handoutD3Construction.doc\(934 KB\)](#)

These three powerpoint files were used for delivery at the training, having been adjusted immediately beforehand in response to suggestions and feedback at the time.

-  [ESCtechDAY1.ppt\(5 MB\)](#)
-  [ESCtechDAY2.ppt\(6 MB\)](#)
-  [ESCtechDAY3.ppt\(2704 KB\)](#)

Here are the excercises for experts, resources and strategists

-  [ESCtypeCEExerciseD1Experts.doc\(115 KB\)](#)
-  [ESCtypeCEExerciseD1Resources.doc\(114 KB\)](#)
-  [ESCtypeCEExerciseD1Strategists.doc\(115 KB\)](#)
-  [ESCtypeCEExerciseD2Experts.doc\(104 KB\)](#)
-  [ESCtypeCEExerciseD2Resources.doc\(104 KB\)](#)
-  [ESCtypeCEExerciseD2Strategists.doc\(104 KB\)](#)
-  [ESCtypeCEExerciseD3Experts.doc\(91 KB\)](#)
-  [ESCtypeCEExerciseD3Resources.doc\(92 KB\)](#)
-  [ESCtypeCEExerciseD3Strategists.doc\(92 KB\)](#)

This timetable links to the individual powerpoint files, as delivered.

	Day 1	Day 2	Day 3
09:00 – 09:15	Participant introductions		
09:15 – 09:25	Course introduction		
09:25 – 09:35	Cluster introduction	Introduction to the day	Introduction to the day
<b>Daily theme</b>	<b>Programmes</b>	<b>Displaced populations</b>	<b>Non-displaced populations</b>
09:35 – 09:45	The role of the technical specialist	Contributing to a shelter and settlement strategy	Contributing to a shelter and reconstruction strategy
09:45 – 10:00	Personal experience session	Personal experience session	Personal experience session
10:00 – 10:30	Developing a strategy	Assessment, monitoring and evaluation	Assessment, monitoring and evaluation
10:30 – 11:00	Using standards and principles	Transit and influx management	Shelter and reconstruction options

<b>11:00 – 11:15</b>	<b>Coffee break</b>		
11:15 – 11:45	Risk Management	Shelter and settlement options	Resource management
11:45 – 12:15	Participation	Beneficiary identification and land use	Beneficiary identification and land use
12:15 – 12:30	Personal experience session	Personal experience session	Personal experience session
12:30 – 13:00	Climatic design	Implementing a shelter and settlement strategy	Implementing a shelter and reconstruction strategy
<b>13:00 – 14:00</b>	<b>Lunch</b>		
14:00 – 14:30	Seasons, capacities and funding	Camp planning	Construction principles
14:30 – 14:45	Personal experience session	Personal experience session	Personal experience session
14:45 – 16:15	Exercise	Exercise	Exercise
<b>16:15 – 16:30</b>	<b>Coffee Break</b>		
16:30 – 17:00	Exercise presentations	Exercise presentations	Exercise presentations
17:00 – 18:00	Lessons learnt over the day and feedback	Lessons learnt over the day and feedback	Lessons learnt over the day and feedback
<b>18:00</b>	<b>Close</b>		

---

**^ Training Material as finalised by review (version 3.0)**

[To be finalised and uploaded following review and approval by the ESC and ESCTSWG] This section will remain empty until after the final revision and review process.